


## MASONRY DRILL BITS




Made of high carbon steel with a carbide tip and hardened core.  
For use with rotary and percussion drills. Use for masonry, concrete, rock, artificial stone etc.

SDS PLUS SHANK



PART No.	A	B	C
	mm	mm	mm
MDBS 5M	5	65	110
MDBS 5.5M	5.5	65	110
MDBS 6M	6	65	110
MDBS 6.5M	6.5	65	110
MDBS 8M	8	65	110
MDBS 10M	10	95	160
MDBS 12M	12	125	210
MDBS 13M	13	125	210
MDBS 14M	14	125	210
MDBS 16M	16	125	210
MDBS 18M	18	125	210
MDBS 20M	20	125	210
MDBS 22M	22	125	210
MDBS 25M	25	125	210

ROUND SHANK



PART No.	A	B	C
	mm	mm	mm
MDBR 5M	5	51	85
MDBR 5.5M	5.5	60	100
MDBR 6M	6	60	100
MDBR 6.5M	6.5	60	100
MDBR 8M	8	60	100
MDBR 10M	10	90	150
MDBR 12M	12	120	200
MDBR 13M	13	120	200
MDBR 14M	14	120	200
MDBR 16M	16	120	200
MDBR 18M	18	120	200
MDBR 20M	20	120	200
MDBR 22M	22	120	200
MDBR 25M	25	120	200

## DIAMOND SAW BLADES

### CONTINUOUS RIM

For fast, smooth cutting in thin ceramics, stone, etc.

PART NO.	DIAMETER		BORE SIZE	DIAMOND DEPTH mm	KERF mm
	mm	in.			
DSCR 105	105	4	20/16	5	1.7
DSCR 115	115	4-1/2	22.23	5	1.9
DSCR 125	125	5	22.23/20	5	1.9
DSCR 180	180	7	22.23/20/16	5	2.2
DSCR 230	230	9	25.4/22.23	5	2.4



### SEGMENTED RIM

Universal blade for concrete, brick, masonry, etc.


PART NO.	DIAMETER		BORE SIZE	DIAMOND DEPTH mm	KERF mm
	mm	in.			
DSSR 105	105	4	20/16	7	1.7
DSSR 115	115	4-1/2	22.23	7	1.9
DSSR 125	125	5	22.23/20	7	1.9
DSSR 180	180	7	22.23/20/16	7	2.2
DSSR 230	230	9	25.4/22.23	7	2.4



### TURBO

For fast, smooth cutting in a wide range of masonry applications. Cooling holes control heat build-up.

PART NO.	DIAMETER		BORE SIZE	DIAMOND DEPTH mm	KERF mm
	mm	in.			
DSTR 105	105	4	20/16	7	1.78
DSTR 115	115	4-1/2	22.23	7	2
DSTR 125	125	5	22.23/20	7	2
DSTR 180	180	7	22.23/20/16	7	2.2
DSTR 230	230	9	25.4/22.23	7	2.8



### LASER WELDED

For long life in most applications

PART NO.	DIAMETER		BORE SIZE	DIAMOND DEPTH mm	KERF mm
	mm	in.			
DSLW 105	105	4	20/16	7	1.7
DSLW 115	115	4-1/2	22.23	7	2
DSLW 125	125	5	22.23/20	7	2
DSLW 180	180	7	22.23/20/16	7	2.2
DSLW 230	230	9	25.4/22.23	7	2.5
DSLW 350	350	14	25.4	7	2.8

